

TM33

MODEL	TM33
Stand-by Power @ 50Hz	33 kVA/26.5KW
Prime Power @ 50Hz	30 kVA/24KW

Standard Features

General

Engine (Mitsubishi , S4S)
 Charge alternator 12 V , Governor:Meca/Mechanical
 Alternator (Stamford , BCI184G)
 Single bearing alternator IP 23 , insulation class H /H
 Radiator 50°C [122°F]max.,with coolant cap
 Skid and vibration isolators
 Dry type air filter
 Main line circuit breaker
 Microprocessor control panel
 12 V battery, rack and cable
 Industrial silencer (loose)
 User manual



Generator Ratings

Voltage	HZ	Phase	P.F	Standby Amps	Standby Ratings kVA/kW	Prime Ratings kVA/kW
415/240	50	3	0.8	46	33 / 26.5	30 / 24
400/230	50	3	0.8	48	33 / 26.5	30 / 24
380/220	50	3	0.8	50	33 / 26.5	30 / 24

Stand-By ratings are available for the duration of any power outage. No overload capacity is specified at this ratings. Prime ratings are available per BS 5514, DIN 6271, ISO-3046 and IEC 34-1 with 10% overload capacity one hour in twelve hours.

Conditions of sale

Westinpower provide a full line of products with high quality recognized engines and alternators.

Each and every units is factory tested.
All generator sets are also prototype tested.

Service and parts are available from Westinpower distributors as a source of responsibility

conditions terms . Five years extended are also available.

ENGINE DATA

Manufacturer / Model	MITSUBISHI S4S , 4-cycle, Athmo , N/A
Cylinder Arrangement	4 X L
Displacement Bore and Stroke	3.33L 94mm X 120mm
Compression ratio	22 : 1
Rated RPM	1500 Rpm
Piston Speed	6m/s
Max. stand by Power at rated RPM	30.36kW [10BHP]
Frequency regulation, steady state	+/-2. 5%
BMEP	5.62bar [81psi]
Governor : type	Meca/Mechanical

Exhaust System

Exhaust gas flow	103L/s
Exhaust temperature	600°C
Max back pressure	680mm CE

Fuel System

110% (Stand By power)	9.9L/h
100% (of the Prime Power)	8.2L/h
75% (of the Prime Power)	6 L/h
50% (of the Prime Power)	4.2L/h
Total fuel flow	36 L/h

Oil System

Total oil capacity w/filters	10L
Oil Pressure low idle	0.8bar
Oil Pressure rated RPM	4.1bar
Oil consumption 100% load	0.009L/h
Oil capacity carter	9L

Thermal balance 100% load

Heat rejection to exhaust	29kW
Radiated heat to ambient	5kW
Heat reiection to coolant	29kW

Air intake

Max. intake restriction	200mm CE
Engine air flow	38L/s

Coolant System

Radiator & engine capacity	8.9L
Max water temperature	111°C [232°F]
Outlet water temperature	93°C [199°F]
Fan power	1 kW
Fan air flow	1m3/s
Available restriction on air flow	10mm CE [0.4in. WG]
Type of coolant	Gencool
Thermostat	76.5-90 °C

ALTERNATOR SPECIFICATIONS

GENERAL DATA

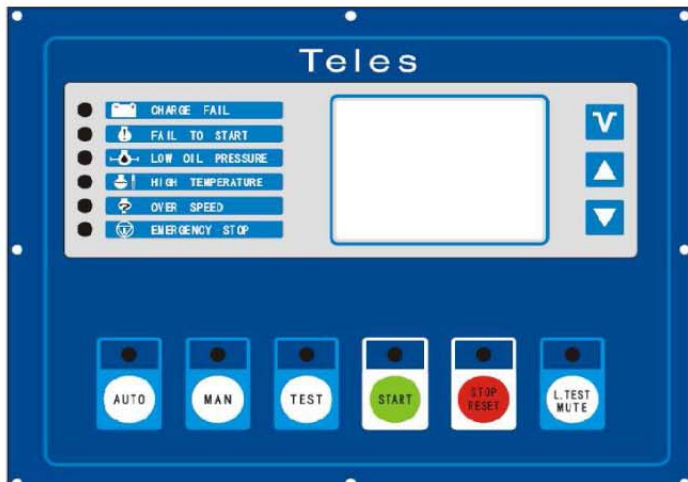
Compliance with NEMA MG21, UTE NF C51.111, VDE 0530, BS 4999, CSA standards.

Vacuum-impregnated windings with epoxy varnish.
IP23 drip proof

ALTERNATOR DATA

Manufacturer / Type	Stamford BCI184G
Number of Phase	3
Power factor (Cos Ph)	0.8
Pole : number	4
Bearing : number	1
Coupling	Direct
Exciter type	Brushless SHUNT
Continuous nominal rating @ 40°C	31.3KVA
Standby power @ 27°C	34.4KVA
Efficiency @ 100% load	86.2%
Insulation : class, temperature rise	H/H
Protection	IP23

Control panel



Specifications: Frequency meter, Ammeter, Voltmeter

Alarms and faults Oil pressure, water temperature, No start-up, Over speed, Min/max alternator, Min/max battery voltage, Low fuel level, Emergency stop.

Engine parameters:

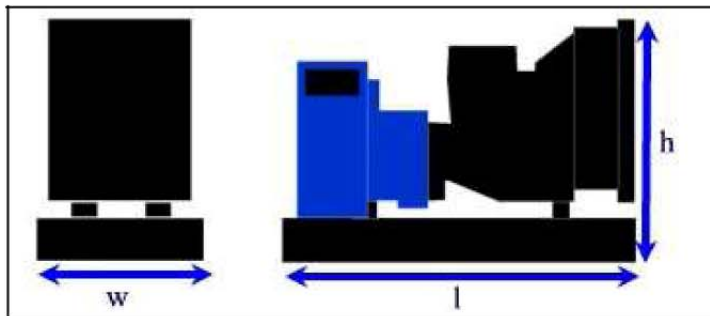
Hours counter, Oil pressure, Water temperature, Engine speed, Battery voltage, Fuel level

Options

Engine and Radiator	Alternator	Control panel
<ul style="list-style-type: none"> Heat shield protection Oil drain extension Heavy duty air filter Lube oil drain pump Radiator core guard Battery charger Block heater 	<ul style="list-style-type: none"> Anti condensation heater Enforced impregnation Oversized alternator 	<ul style="list-style-type: none"> NFPA 110 level 1 Remote annunciator Oil temperature shutdown
	Exhaust	Literature
<ul style="list-style-type: none"> Fuel Day tank Subbase fuel tanks UL Water separator fuel filter 	<ul style="list-style-type: none"> Enclosure □ 75dB(A)@1m ≤ Mode SI* < □ 80dB(A)@1m 	<ul style="list-style-type: none"> Parts

Weight and Dimensions

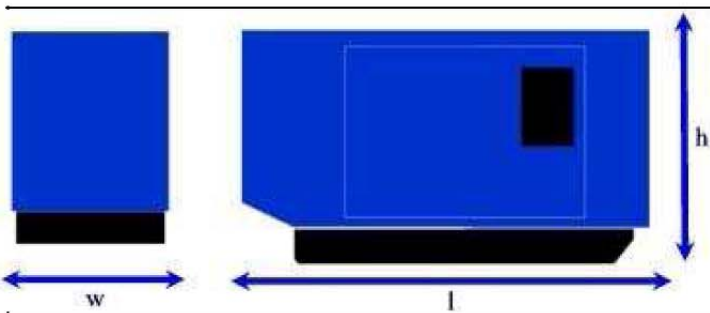
Open Model



Overall size l x w x h :
1700mm x 896mm x 1165mm

Weight :
545kg

With Optional Enclosure



Overall size l x w x h :
2250mm x 900mm x 1540mm

Weight :
915kg